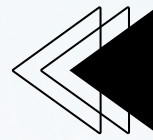



Talking About Leisure Activities



Level: B1/Low Intermediate

Duration: 60 minutes

Course Title:

Batch/Class:

Objective:

By the end of the lesson, students will be able to:

- Discuss and plan leisure activities for the weekend using basic English vocabulary and phrases.

Materials Needed:

- Whiteboard and markers
- Flashcards with key vocabulary (e.g., go to the movies, visit a museum, have a picnic, etc.)
- Handouts with dialogues and scenarios related to planning leisure activities
- Pictures of different leisure activities (optional)

Warm-up (10 minutes):

- Begin the class by asking students about their favorite leisure activities and how they usually spend their weekends in their native language. Discuss the importance of being able to plan leisure activities when living in or visiting an English-speaking country.
- Introduce the topic of the day: "Planning the Weekend: Discussing Leisure Activities". Discuss the importance of this skill when interacting with English speakers.

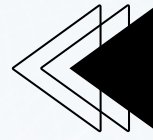

Presentation (15 minutes):

- Introduce key vocabulary related to leisure activities. Use flashcards for visual aid and pronunciation practice.
- Use the whiteboard to write simple sentences about planning leisure activities and explain each part. For example, "I want to go to the movies.", "Let's visit a museum.", "We could have a picnic in the park."
- Show pictures of different leisure activities (if available) and practice discussing them using the key phrases.

Practice (20 minutes):

- Distribute handouts with dialogues and scenarios related to planning leisure activities. Students practice the dialogues in pairs, taking turns in each role.
- Conduct a listening exercise where the teacher discusses their plans for the weekend. Students listen and then identify the key phrases used in the conversation.

Talking About Leisure Activities



Level: B1/Low Intermediate

Duration: 60 minutes

Production (10 minutes):

- **Role-play activity:** Set up scenarios where students need to plan leisure activities for the weekend, such as talking to a friend, a family member, or a coworker. Encourage students to use the key vocabulary and phrases learned in the lesson.

Wrap-up (5 minutes):

- Review the key vocabulary and phrases. Ask students to provide examples of how to use them.
- Encourage students to practice discussing and planning leisure activities in English outside of class. They can do this in their daily lives or by using English language learning apps or websites.

Homework:

- Write a short paragraph planning their ideal weekend, using the key vocabulary and phrases.
- Listen to an English-language conversation online (provide a few recommended resources) about planning leisure activities and write down the key phrases used.

Assessment:

- Participation in class activities and discussions.
- Accuracy and creativity in the role-play activity.
- Completion and quality of homework assignments.

Teacher's Notes:

Happy Teaching!

.....

.....

.....

.....

.....

.....

.....